

1

2

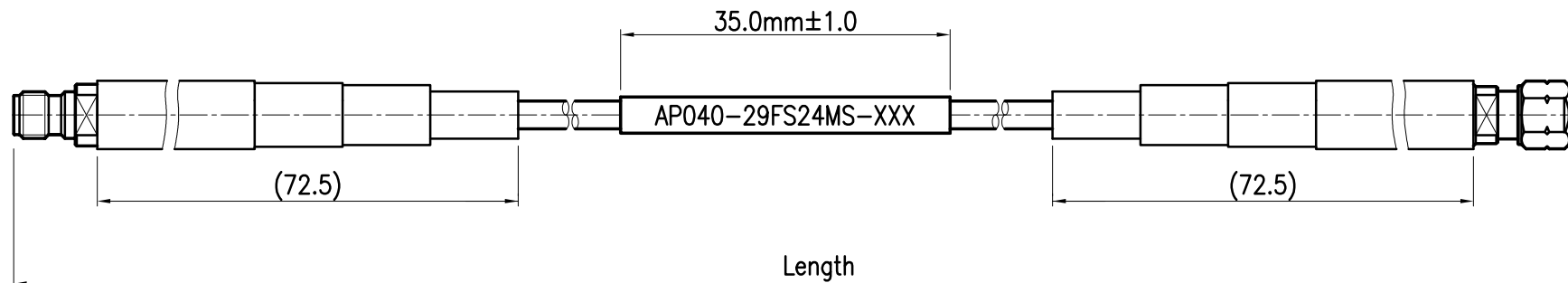
3

4

5

6

REV	DESCRIPTION	DATE	ECO	APPR
A	Register drawing	21. 1.08		<i>Patrick, Cho</i>



## NOTE

## 1. Specification




- 1.1 Frequency : DC ~ 40GHz
- 1.2 Impedance : 50 Ohm nom
- 1.3 VSWR : 1.35 Max.

## 2. RoHs Compliance : Directive (EU) 2015/863

## CABLE INSERTION LOSS

INSERTION LOSS	1.6 dB at 12 GHz
	2.0 dB at 18 GHz
	2.5 dB at 26.5 GHz
	3.0 dB at 40 GHz

UNLESS OTHERWISE SPECIFIED, DIMENSIONS ARE IN MILLIMETERS AND TOLERANCES ARE :

1 PLACE DECIMAL    2 PLACE DECIMAL    ANGLES    1.6 a         

REMOVE BURRS. BREAK SHARP EDGES

This document contains proprietary information and may not be reproduced or copied without the express written permission of a duly authorised representative of AplusRF

MATERIAL

N / A

FINISH

N / A

REFERENCE

DRAWN

*Sy Kim*

DATE

2021. 1. 08

ENGINEER

DATE

APPROVED

*Patrick, Cho*

DATE

2021. 1. 08

CAD FILE

CAD:/CABLE ASSY/TEST CABLE

TITLE

CABLE ASSEMBLY  
2.92mm(F)ST TO 2.4mm(M)ST  
TEST CABLE

DWG SIZE

A4

SCALE

N.S

SHEET

1 of 1

DRAWING No.

AP040-29FS24MS-XXX

REV.

A



1

2

3

4

5

6